



G.D. GOENKA

INTERNATIONAL SCHOOL,



JUNE 2025

SUMMER VACATION HOLIDAY HOMEWORK

2025-2026

CLASS: -KG

ACTIVITIES



SESSION 2025-2026

DEAR PARENTS

Vacation is the time for the children to explore their myriad interest and indulge in various activities which would lead to their all-round development.

Summer Vacation is the most awaited time for both parents and kids. We have tried to keep the homework simple, informative, interesting and fun filled.

Here are a few tips for parents to act as a facilitator to help your child balance his/her eagerness in pursuing adventure, creativity and self-expression with development of responsibility.

- Make sure that you are spending quality time with your wards.
- Teach them the importance of moral value in their life.
- Motivate them to read good books.
- Encourage and help your child in shouldering responsibilities in household chores. It will aid them to be independent.
- Keeping in view the prevailing situation, indulge yourself in various indoor games with them.
- Encourage the child to wish 'Good Morning' and 'Good Night' to everybody.
- Encourage the child to speak simple sentences in English
- Talk respectfully with the child and encourage your child to do the same.
- Motivate the child to use polite words such as 'Please', 'Thank You', 'Sorry', 'May I'.
- Revise the work done in the classes.

Please note: Use resources (rough notebook) only which are available at home to complete all homework including project work. Prepare a systematic time table and follow it religiously from the very first day. Allow them to complete homework on their own under your guidance. Make these holidays memorable for the young learners by providing a nurtured and stimulated environment at home which is full of fun, excitement, and learning. Wish you all safe and healthy holiday ahead!



HOLIDAY

Homework

NOTE: IF YOU HAVE ANY QUERY RELATED TO ANY SUBJECT, YOU CAN CONTACT WITH CLASS TEACHER.

Class Teacher – Ms. Manisha - 8295063283

Sr. No.	Subjects	Homework
1	ENGLISH	<p>Revision of capital & small letters from book.</p> <p>Let's Recall Letter Sounds, Meet the vowels and consonants</p> <p>The 46 phonemes</p> <p>Activity - Catch the ice cube</p> <p>Phonic sound at, an, ap, en, et</p> <p>Rhymes -Teapot, Ding Dong Bell</p>
2	HINDI	<p>स्वर, व्यंजन दोहराएं, दो अक्षर वाले शब्द, तीन अक्षर वाले शब्द लिखे व याद करे।</p> <p>कविता: मेरी बिल्ली और तितली याद करो।</p>
3	MATHS	<p>Revision numbers 1 to 100,</p> <p>Numbers 1 to 100, write in Fair Notebook</p> <p>What comes after, before & between, write in Fair Notebook</p> <p>Short, shorter & shortest, Tall, taller & tallest, Long/short in book</p> <p>Trace the number names 1 to 10 and write in notebook</p>
4	EVS	<p>Read and Learn:</p> <p>Fruits, Vegetables, Domestic Animals, Means of Transport</p>



HOLIDAY

Homework

ENGLISH

Worksheet:-1

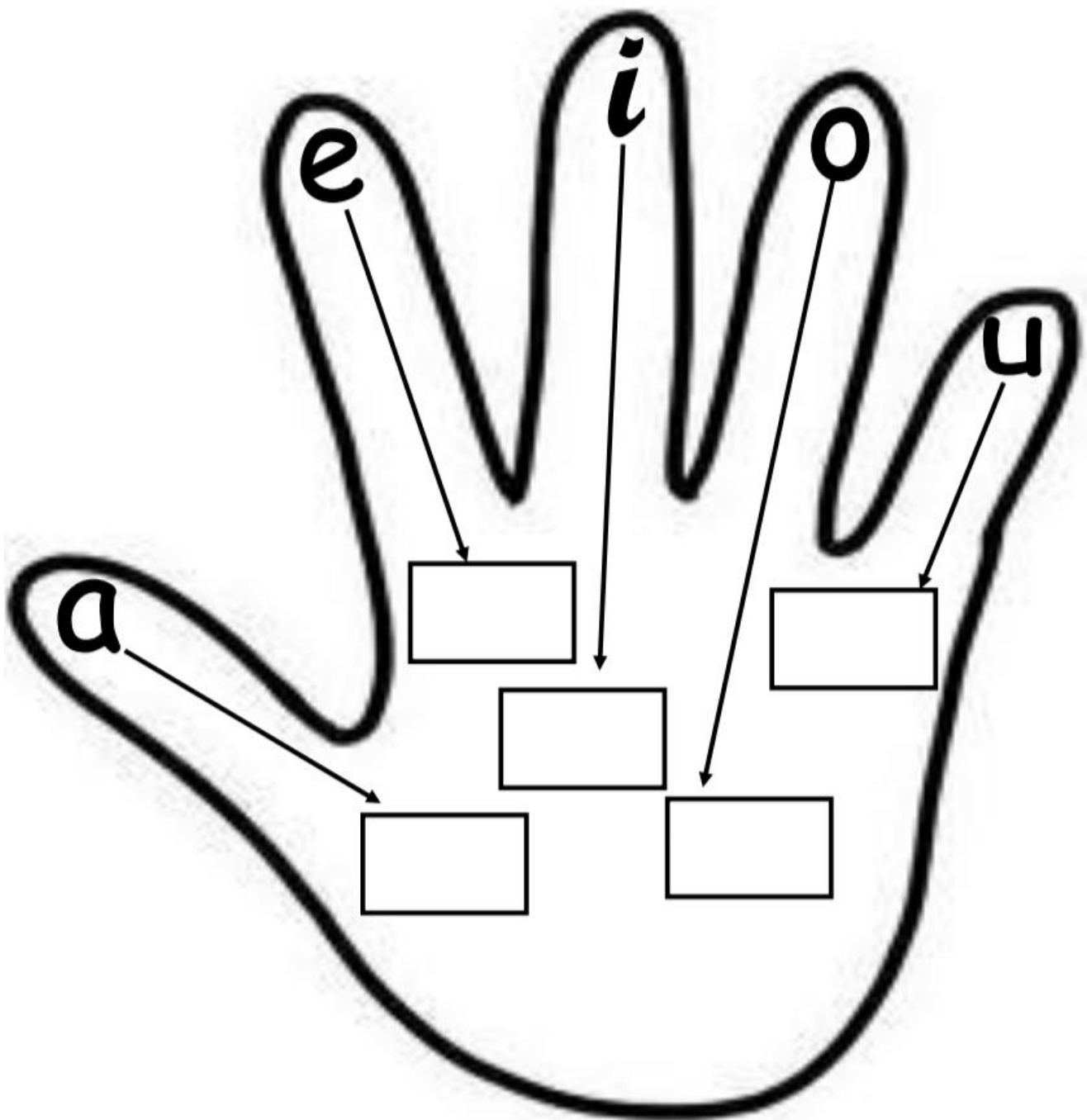
Let's make some new
words from Group I, II & III

S, a, t, i, p
, n, c, k, e h
, r, m, d, g,
o, u, l, f, b

Worksheet:-3

Choose the correct word and write in
short vowel hand:-

fig , rod , dad ,
gun , ten



Worksheet:-4

Look at the given pictures and circle the middle vowel for each:-




a e i o u



a e i o u



a e i o u



a e i o u



a e i o u



a e i o u



a e i o u




a e i o u



a e i o u

Worksheet:-5

Write the beginning sound of each word:-



a t



e n




o g



i p



o t



a t



a p



e t



u g

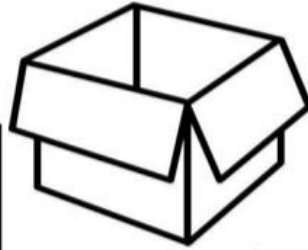
Worksheet:-6

Fill the missing vowel sound :-



t

p




b

x




b

d



c

p



b

s



s

x



h

t



s

n



l

p



p


n

Worksheet:-7

Fill in the ending sound in the words:-




ma



pa



ju



lo



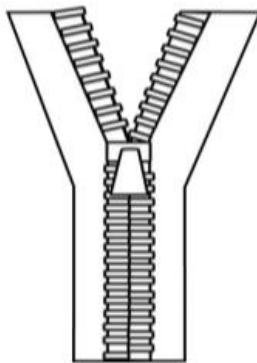
di



ta



peziti






HOLIDAY



Homework

HINDI

चित्र देखकर पहला अक्षर लिखे और रंग भरें





















ह ह्र हृ ह्रृ ह्रृ ह्रृ ह्रृ



Drag and drop the correct word.

सही शब्द का चयन करें।

कलम


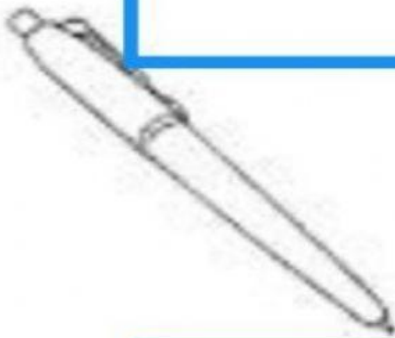
नयन

महल


कमल

शहद

मगर



रेखा खीचकर अक्षर को उचित चित्र से मिलाए।



अ

आ

इ


ई

उ

ऊ

ऋ

ए



तीन अक्षर वाले शब्दों का अभ्यास करें

व + ज + न =

ल + ह + र =

ख + ब + र =

ज + क + ड़ =

स + म + र =

भ + र + त =

ज + त + न =

क + म + ल =

म + ट + र =

भ + व + न =

नाम (Name):

कक्षा (Class):

नीचे दिए गए 2 अक्षर के शब्दों को पढ़िए और चित्रों से मिलाइए।

Read the 2 letter words and match with pictures.



दस

नल

फल

रथ

जग

टब

घर

बस

पढ़







पग



10



बिना मात्रा दो अक्षर शब्द

	फ + ल	<input type="text"/>
	व + न	<input type="text"/>
	न + ल	<input type="text"/>
	घ + र	<input type="text"/>
	ब + स	<input type="text"/>
	र + थ	<input type="text"/>
	ह + ल	<input type="text"/>
	ग + ज	<input type="text"/>
	ज + ग	<input type="text"/>
	ध + न	<input type="text"/>

धन जग गज हल रथ

बस घर नल वन फल



HOLIDAY



Homework







MATHS

WORKSHEET :- 1

Fill the missing number & colour it.




1		3		5			8
9		11		13			16
17		19		21			24
25		27		29			32
33		35		37			40
41		43		45			48
				49	50		

WORKSHEET :- 2
What comes after



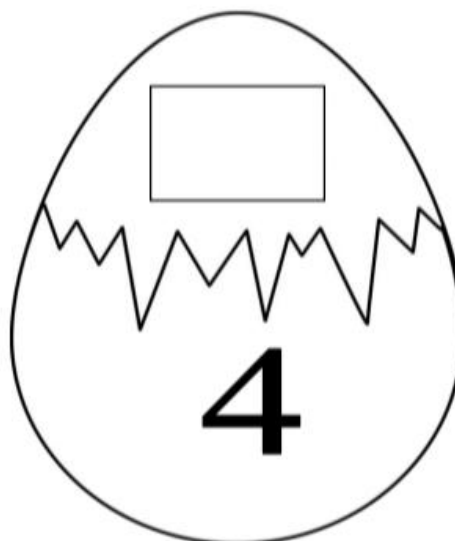


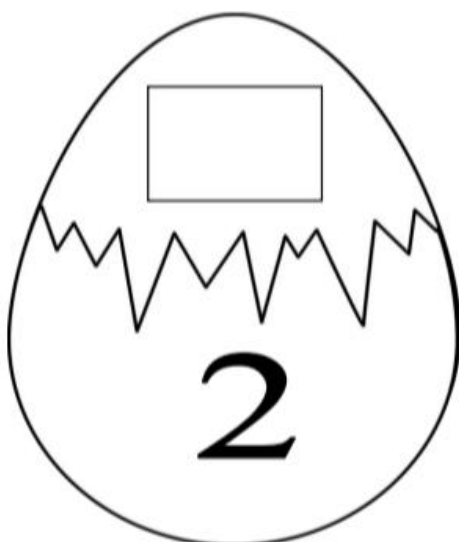


WORKSHEET :- 3

What comes between









WORKSHEET :- 4

What comes before












WORKSHEET :- 5

Do fill ups :-



WORKSHEET :- 6







Count the pictures and write the correct sign (>,<=) in each circle:-



WORKSHEET :- 7




Activity Time

Count and write the numbers in the space given.



WORKSHEET :- 8


Count & Write



WORKSHEET :- 9

Activity Time

Join the dots and colour:-





HOLIDAY

Homework

EVS/SCIENCE

TRANSPORTATION



HELICOPTER



TRAIN



FIRE ENGINE



SHIP



AMBULANCE



ROW BOAT



PLANE



BIKE



ROCKET



BUS



TAXI















CAR



Fruit or Vegetable?

Color the circle **green** for the vegetable and **red** for the fruit.





ENJOY

SUMMER VACATION

**“Summer is messy, Summer is fun, Trips
to the beach, In the hot, hot Sun, Let’s
give summer, A big fat cheer! Summer is
the best time of the year”. Happy
Summer**

